

## PRODUCT PROFILE

Automation

Industrial applications

Residential and Commercial



# ABOUT US



Finder was founded in Italy in 1954. Since then it has been designing and manufacturing a wide range of electromechanical and electronic components for both the residential and industrial sectors. Today, thanks to its global vision, Finder now distributes its products around the world through a network of 29 company-owned subsidiaries and more than 80 trade partnerships. Finder is an international family made up of more than 1300 individuals, all united by the same values and passion for our products.



**14,500** different products to satisfy a myriad of applications. From products at the heart of automation to the control of machines, power, time, temperature, liquid level and light



OUR PRODUCTS CARRY MORE CERTIFICATIONS THAN ANY OTHER RELAY MANUFACTURER

## FINDER IS AN ITALIAN BRAND WITH A WORLDWIDE PRESENCE

- 4** PRODUCTION PLANTS IN EUROPE
- 29** SUBSIDIARIES
- +80** OFFICIAL DISTRIBUTORS



## ENVIRONMENTAL, SOCIAL AND GOVERNANCE (ESG)
















Finder considers social and environmental sustainability as fundamental principles of doing business, just as it believes that business growth must develop in synergy with a conscious vision of the future. That is why Finder is committed to reducing and eliminating CO2 emissions, focusing on circularity, caring for its employees to foster a safe, fair and inclusive work environment, spreading a culture of integrity and transparency, and collaborating with stakeholders who share its values.

This focus is demonstrated by the company's commitment to the following internationally recognized projects and certifications:






							
ISO 9001:2015 Quality management system	ISO 14001:2015 Environmental management system	ISO 45001:2018 Health and safety management system	ISO 14064-1 2018 Carbon Footprint verification	ISO 50001:2018 Energy management system	FSC Forest Stewardship Council	AEOF Simplified customs and enhanced supply chain security	Cribis Prime Company Recognition of highest reliability of commercial relations

## AUTONOMY AND INDEPENDENCE

Finder's managerial, financial and technological autonomy allows optimal control over all its business processes, the results of which include simplified customs procedures and a high reliability of commercial relations.

	Features	Rated current	No. of contacts	Sockets
	<b>30 Series - Subminiature DIL relays</b> <ul style="list-style-type: none"> <li>- 2 Pole changeover contacts</li> <li>- Low level switching capability</li> <li>- Subminiature: - industry standard DIL package</li> <li>- Sensitive DC coil: 200 mW</li> <li>- Wash tight: RT III</li> </ul>	2 A	2 CO	
	<b>32 Series - Subminiature PCB relays</b> <ul style="list-style-type: none"> <li>- 1 Pole changeover contacts or 1 Pole normally open contact</li> <li>- Subminiature, low profile package</li> <li>- Sensitive DC coil: 200 mW</li> <li>- Wash tight: RT III</li> </ul>	6 A	1 CO 1 NO	
	<b>34 Series - Ultra-slim Electromechanical PCB relays</b> <ul style="list-style-type: none"> <li>- Sensitive DC coil: 170 mW</li> <li>- 5 mm wide</li> <li>- 6 kV (1.2/50 μs) isolation, coil - contacts</li> </ul>	6 A	1 CO 1 NO	<b>93 Series</b> 
	<b>34 Series - Ultra-slim Solid State PCB relays</b> <ul style="list-style-type: none"> <li>- Sensitive DC input circuits</li> <li>- 5 mm wide</li> <li>- Silent, high speed switching with long electrical life</li> </ul>	0.1 A 0.2 A 2 A 6 A	1 output (SSR)	
	<b>36 Series - Miniature PCB relays</b> <ul style="list-style-type: none"> <li>- 1 Pole changeover contacts</li> <li>- Miniature "Sugar Cube" package</li> <li>- Sensitive DC - 360 mW</li> <li>- Wash tight: RT III</li> </ul>	10 A	1 CO	
	<b>40 Series - Miniature PCB/plug-in relays</b> <ul style="list-style-type: none"> <li>- DC coils 500 or 650 mW (standard or sensitive) &amp; AC coils</li> <li>- 3.5 mm or 5.3 mm pin pitch</li> <li>- 8 mm, 6 kV (1.2/50 μs) isolation, coil - contacts</li> <li>- Flux proof: RT II standard</li> </ul>	8 A 10 A 12 A 16 A	1 CO 1 NO 2 CO 2 NO	<b>95 Series</b>  
				
	<b>41 Series - Low profile electromechanical PCB relays</b> <ul style="list-style-type: none"> <li>- Low profile, 15.7 mm height</li> <li>- DC coils: 400 mW</li> <li>- 8 mm, 6 kV (1.2/50 μs) isolation, coil - contacts</li> <li>- Flux proof: RT II standard, (RT III option)</li> </ul>	12 A 16 A 8 A	1 CO 1 NO 2 CO	<b>93 Series</b> 
	<b>41 Series - Low profile Solid State PCB relays</b> <ul style="list-style-type: none"> <li>- Low profile, 15.7 mm height</li> <li>- Sensitive DC input circuits</li> <li>- Silent, high speed switching with long electrical life</li> </ul>	3 A 5 A	1 output (SSR)	<b>95 Series</b> 
	<b>43 Series - Low profile PCB relays</b> <ul style="list-style-type: none"> <li>- Low profile, 15.4 mm height</li> <li>- Sensitive DC coils: 250 mW or 400 mW</li> <li>- Very high coil contact isolation 10 mm, 6 kV (1.2/50 μs)</li> <li>- Flux proof: RT II standard, (RT III option)</li> <li>- 3.2 or 5 mm pin pitch</li> </ul>	10 A 16 A	1 CO 1 NO	<b>95 Series</b> 
	<b>45 Series - Miniature PCB relays</b> <ul style="list-style-type: none"> <li>- Sensitive DC coil - 360 mW</li> <li>- Relay for +125 °C ambient use</li> <li>- Contact gap ≥ 3 mm/≥ 3.6 mm according to EN 60730-1</li> <li>- 8 mm, 6 kV (1.2/50 μs) isolation, coil - contacts</li> <li>- PCB mounting + Faston 250</li> </ul>	16 A	1 NO 1 NC	

Features	Rated current	No. of contacts	Sockets
 <p><b>46 Series - Miniature industrial relays</b></p> <ul style="list-style-type: none"> <li>– DC coils, 500 mW or AC coils, 1.2 VA</li> <li>– Socket mount or direct connection via Faston connectors</li> <li>– Available with lockable test button, mechanical flag &amp; LED indicator</li> <li>– 8 mm, 6 kV (1.2/50 μs) isolation, coil - contacts</li> </ul>	16 A 8 A	1 CO 2 CO	97 Series 
 <p><b>55 Series - General purpose relays</b></p> <ul style="list-style-type: none"> <li>– AC &amp; DC coils</li> <li>– PCB or Plug-in mounting</li> <li>– Available with lockable test button, mechanical flag &amp; LED indicator</li> <li>– Special version for railway application</li> </ul>	10 A 7 A	2 CO 3 CO 4 CO	94 Series 
 <p><b>56 Series - Miniature power relays</b></p> <ul style="list-style-type: none"> <li>– AC &amp; DC coils</li> <li>– PCB or Plug-in mounting</li> <li>– Flange mount option (Faston 187 termination)</li> <li>– Available with lockable test button, mechanical flag &amp; LED indicator</li> </ul>	12 A	2 CO 2 NO 4 CO 4 NO	96 Series 
 <p><b>60 Series - General purpose relays</b></p> <ul style="list-style-type: none"> <li>– AC &amp; DC coils, including “current sensing” versions</li> <li>– 8 &amp; 11 pin plug-in</li> <li>– Flange mount</li> <li>– Available with lockable test button, mechanical flag &amp; LED indicator</li> <li>– Version with bifurcated contacts for low level switching</li> </ul>	6 A 10 A	2 CO 3 CO	90 Series 
 <p><b>62 Series - Power relays</b></p> <ul style="list-style-type: none"> <li>– AC &amp; DC coils</li> <li>– PCB mount or Plug-in mount (Faston 187) or Flange mount (Faston 250)</li> <li>– NO contacts options, &gt; 3 mm contact gap</li> <li>– LED, mechanical indicator &amp; test button options</li> <li>– Magnetic blow version</li> </ul>	16 A	2 CO 2 NO 3 CO 3 NO	92 Series 
 <p><b>65 Series - Power relays</b></p> <ul style="list-style-type: none"> <li>– AC &amp; DC coils</li> <li>– PCB mount or Flange mount (Faston 250)</li> <li>– NO version, &gt; 3 mm contact gap</li> </ul>	20 A 30 A	1 NO + 1 NC 1 NO	
 <p><b>66 Series - Power relays</b></p> <ul style="list-style-type: none"> <li>– AC &amp; DC coils</li> <li>– PCB mount or Flange mount (Faston 250)</li> <li>– 8 mm, 6 kV (1.2/50 μs) isolation, coil - contacts</li> <li>– Version Atex and HazLoc compliant available</li> </ul>	30 A	2 CO 2 NO	
 <p><b>67 Series - Solar relays</b></p> <ul style="list-style-type: none"> <li>– DC coils, with only 170 mW holding power</li> <li>– Contact gap ≥ 3 mm/≥ 5.2 mm (according to VDE 0126-1-1, EN 62109-1, EN 62109-2)</li> <li>– Reinforced insulation between coil and contacts</li> <li>– 1.5 mm gap between PCB and relay base</li> <li>– Suitable for use at ambient temperatures up to 85 °C (with energy-saving coil energization) or 70 °C (with standard coil energization)</li> </ul>	50 A	2 NO 3 NO	
 <p><b>68 Series - Power relays</b></p> <ul style="list-style-type: none"> <li>– Contact gap ≥ 3.6 mm (according to VDE 0126-1-1, EN 62109-1, EN 62109-2)</li> <li>– DC coils, with only 700 mW holding power</li> <li>– Reinforced insulation between coil and contacts</li> <li>– Suitable for use at ambient temperatures up to 85 °C</li> <li>– Meets the EN 60335-1 requirements of resistance to heat and fire (GWIT 775 °C and GWFI 850 °C)</li> </ul>	32 A 40 A 100 A	2 NO 2 NO + 1 NC 4 NO 4 NO + 1 NC	
 <p><b>6K Series - Industrial contactors</b></p> <ul style="list-style-type: none"> <li>– AC &amp; DC coils</li> <li>– From 4 up to 37 kW AC3</li> <li>– NC auxiliary contact in “mirror contact” configuration according to EN 60947-4-1</li> <li>– Auxiliary block contact 2 A AC15 available</li> <li>– 35 mm rail (EN 60715) mount</li> </ul>	9 A 10 A 12 A 18 A 24 A 32 A 50 A 74 A	3 NO + 1 NC 3 NO + 1 NO 4 NO 3 NO	

Features	Rated current	No. of contacts	Sockets
	<p><b>RB Series - Bistable relays</b></p> <ul style="list-style-type: none"> <li>- DC voltage</li> <li>- 2 coil type</li> <li>- SET and RESET signals</li> <li>- 35 mm rail (EN 60715) mount</li> <li>- Pin socket type 90.21 mount</li> </ul>	8 A	<p>90 Series</p>  <p>2 CO 4 CO</p>
	<p><b>RR Series - Fast relay module</b></p> <ul style="list-style-type: none"> <li>- DC voltage</li> <li>- Operate time ≤ 3 ms</li> <li>- LED command status indication</li> <li>- 35 mm rail (EN 60715) mount</li> <li>- Pin socket type 90.21 mount</li> </ul>	8 A	<p>90 Series</p>  <p>4 CO 3 NO + 1 CO</p>
	<p><b>99 Series - Coil indication and EMC suppression modules</b></p> <p>Depending on module selected, they can provide;</p> <ul style="list-style-type: none"> <li>- Suppression of coil back emf on switch-off</li> <li>- LED indication to show when the coil is energized</li> <li>- Protection against reverse polarity applied across the coil terminals</li> <li>- By-pass of troublesome leakage currents in the coil circuit</li> </ul>	—	—

## Features



### 38 Series - Relay interface modules

- DC, AC or AC/DC coil versions
- 6.2 mm or 14 mm wide
- Special coil / input leakage current suppression types
- Screw & screwless terminals

Rated current	No. of contacts
6 A	1 CO
16 A	1 CO
8 A	2 CO
0.1 A	1 SSR
2 A	1 SSR
6 A	1 SSR
3 A/5 A	1 SSR



### 39 Series - MasterINTERFACE - Relay interface modules

- DC, AC or AC/DC coil versions
- 6.2 mm wide
- Electromechanical relays (EMR) or solid state relays (SSR)
- **MasterBASIC** for general use in any type of system available Atex compliant version
- **MasterPLUS** accepts the output fuse module, for the easy and space efficient protection of output circuits
- **MasterINPUT** and **MasterOUTPUT** for the quick and easy distribution of supply voltage to proximity switches, electromagnetic valves
- **MasterTIMER** slim and multifunction timed interface modules with EMR and SSR, 8 functions, 4 time scales
- Push-in and screw terminals
- Version Atex and HazLoc compliant available

6 A	1 CO
0.1 A	1 SSR
2 A	1 SSR
6 A	1 SSR



### 48 Series - Relay interface modules

- AC or DC coils
- 15.8 mm wide
- Instant ejection of relay using plastic retaining clip
- Supply status indication and EMC coil suppression module as standard
- Push-in and screw terminals
- Version with forcibly guided contacts


10 A	1 CO
16 A	1 CO
10 A	2 CO
8 A	2 CO



### 4C Series - Relay interface modules

- AC or DC coils
- 15.8 mm wide
- Instant ejection of relay using plastic retaining clip
- Supply status indication and EMC coil suppression module as standard
- Push-in and screw terminals
- Mechanical indicator & test button

10 A	1 CO
16 A	1 CO
8 A	2 CO



### 58 Series - Relay interface modules

- AC or DC coils
- 27 mm wide
- Instant ejection of relay using plastic retaining clip
- Supply status indication and EMC coil suppression module as standard
- Push-in and screw terminals
- Mechanical indicator & test button
- Version Atex and HazLoc compliant available

10 A	2 CO
	3 CO
7 A	4 CO



### 19 Series - Override modules

- Clear indication of the signal or equipment status
- Easy to operate selection switches and potentiometers
- Feedback contact; signals when switch is not in "Auto" position
- Compact housing: width 11.2, 17.5 o 70 mm

- Auto/Off/On output module, 11.2 mm
- Analogue override module (0...10) V
- Power relay module

## Features

Rated current      No. of contacts



### 50 Series - Safety relays (EN 61810-3)

- DC coil
- PCB Relay with forcibly guided contacts according to EN 61810-3 Type A and Type B
- High physical separation between adjacent contacts
- 8 mm, 6 kV (1.2/50 μs) isolation, coil - contacts
- Flux proof: RT II and RT III

1 NO + 1 NC  
2 CO  
8 A 2 NO + 2 NC  
3 NO + 1 NC  
4 NO + 2 NC  
5 NO + 1 NC



### 7S Series - Relay modules with forcibly guided contacts

- AC or DC coils
- Extended operating range (0.7...1.25)U<sub>N</sub>
- For safety applications, with class A forcibly guided contacts (EN 61810-3)
- For railway applications; materials compliant with fire and smoke characteristics (EN 45545-2:2016); mechanical and climatic characteristics compliant with EN 61373 and EN 50155
- SIL 2 and SIL 3 compliant according to IEC 61508
- Coil status visual indication with LED
- 35 mm rail (EN 60715) mount

1 NO + 1 NC  
5 NO + 1 NC  
6 A 2 NO + 2 NC  
10 A 3 NO + 1 NC  
4 NO + 2 NC  
2 NO + 1 NC

## Features

Rated current      No. of contacts



### 77 Series - Modular Solid State Relays (SSR)

- Input control circuit AC/DC
- Output switching control circuit, AC or DC specification: 230 V AC or 400 V AC output; 24 V DC or 125 V DC
- Rated AC switching voltage: (19...305)V AC or (48...480)V AC
- Rated DC switching voltage: (16...32)V DC or (85...140)V DC
- Zero-crossing and random switch-on versions
- Suitable for lamp loads, high switching speed
- 17,5 and 22,5 mm housing
- DC output version

5 A  
7 A  
15 A  
25 A  
30 A  
1 SSR



### 77 Series - "Hockey puck" Solid State Relays

- For single-phase, two-phase and three-phase systems
- Single-phase version up to 125 A with hinged terminal covers
- Two-phase version with 2 independent output channels controlled by independent DC inputs
- Mounting on heat sink or directly on metal cabinet
- High switching speed and electrical life
- Silent switching, without arcing and bounces
- Low absorption input circuit
- Version available with "Zero-crossing" switching
- Version available with "Random" switching

25 A  
40 A  
50 A  
60 A  
75 A  
80 A  
100 A  
125 A  
1 SSR  
2 SSR  
3 SSR

## Features\*

## Rated current

## Function



### 70 Series - Monitoring relays

- 1 or 3 phase systems
- 1 or 2 contacts
- Adjustable or Fixed values
- Positive safety logic
- Colored LEDs for clear & immediate visual indication
- NFC version
- Modular housing, 17.5, 22.5 or 35 mm wide

- 6 A • Voltage monitoring
- 8 A • Current monitoring
- 10 A • Thermistor control with PTC



### 72 Series - Level control relays

- Sensitivity adjustable 450 kΩ or fixed 150 kΩ
- Electrode and Electrode holder
- Delay time (0.5 s or 7 s) or fixed (1 s)
- 1 contact, 35 mm wide

- 16 A Level control (Emptying or Filling)



### 72 Series - Priority change relay

- 2 independent NO outputs, relay for alternating loads 12 A
- 4 functions
- 2 independent control signals
- Modular housing, 35 mm wide

- 12 A Special relay for alternating loads; for applications with pumps, compressors, air conditioning or refrigeration units



### 72 Series - Float switches

- Suitable for emptying and filling
- 1 CO, 10 A/250 V AC ( $\cos \varphi = 1$ )
- Cable length 5 m, 10 m or 20 m
- H07 RN F cable approved TÜV
- Cable and plastic ACS certified available version

- 10 A Float switches suitable for level regulation in grey or black water systems, drainage plants and pump systems



### 6M Series - Power analyzer products

- For DC system and single phase AC TRMS measurements from 1...400 Hz
- Bidirectional energy measurement: kWh
- Instantaneous values measured: V (RMS), A (RMS), PF, kW, kVA, kvar, Hz, THD (I), Vpk, Ipk, Cosφ
- Modbus RS485 communication port
- Free software for settings via modbus

- 50 A Single phase power analyzer products able to make TRMS AC and DC measurements and Gateway Modbus TCP IP to Modbus RTU (RS485 master) with on board web server
- 100 A
- 300 A



### 7E Series - kWh Energy meters

- 1-phase or 3-phase
- LC-Display or Mechanical Display
- Single or Double tariff
- Output for remote energy management: SO, M-Bus, Modbus RS485, Ethernet
- MID compliant
- 17.5, 18, 35, 70 or 72 mm wide

- Energy meters

### 7M Series - kWh Energy meters "Smart"

- 1-phase or Three-phase with NFC technology
- LC-Display
- Single, double or multiple tariff
- Output for remote energy management: SO, M-Bus, Modbus RS485, NFC
- MID compliant
- 17.5, 52.5 mm wide

- Single and Three-phase energy meters with NFC technology, multifunction, Bi-directional, MID certified and LCD display



### 7P Series - Surge protection devices (SPD)

- Combined type 1 + 2 surge arresters with high discharge capability
- Type 2 surge arresters
- Type 3 surge arresters
- New restraint system for replaceable module
- Visual fault signalling: Healthy / Replace
- Remote status signalling contact

- Surge arresters suitable for protection of civil application, industrial, PV and data lines

\* All products are for 35 mm rail (EN 60715) mounting, except for the float switches.

**Features**

**Rated current**

**Function**



**7T Series - Panel thermostats and Thermo Hygrostat**

- Small, compact size (17.5 mm wide)
- Snap action thermostatic Bimetal sensor
- Wide temperature setting range
- Long electrical life

10 A

**Heating control  
Ventilation control**



**7F Series - Filter fans**

- Very low acoustic noise
- Air volume (24...700)m<sup>3</sup>/h (free flow)
- Power consumption: (4...130)W
- Operating voltage: 120 or 230 V AC (50/60 Hz) or 24 V DC
- Black colour available

**Filter fans for electrical cabinets and enclosures  
— Exhaust filters  
For Indoor or Outdoor applications**



**7H Series - Panel heaters**

- Heating power 25 - 50 - 100 or 150 W
- Heating power 250 or 400 W fan assisted
- Nominal voltage 110...230 VAC/DC, 120 or 230 V AC
- PTC self-regulating heating system
- Aluminium profile encased in a plastic housing
- Clip for 35 mm rail (EN 60715) mount

**— Panel heaters for cabinets and switchboards**

**7L Series - LED panel light**

- Low power consumption
- Nominal voltage 12...48 or 110...240 VAC/DC
- Versions with direct switching, via ON/OFF switch or via integral movement detector
- Direct magnetic mounting or through a screw-fixed metallic support
- Light colour 5000 K
- Push-in terminals for the connection to a single unit
- Plug-in terminals for the connection to a single or multiple units

600 lumens  
1200 lumens

**Led light for electrical panels**



**7U Series - Power outlets for electrical enclosures**

- Grey colour RAL 7035 (7U.0x-00x0)
- Yellow colour RAL 1021 (7U.0x-00x2)
- Available with or without voltage presence LED in socket
- Compatible with Schuko and Italian Bipasso or French System
- Up to 16 A
- Panel or rail 35mm (EN 60715) mounting

10 A  
16 A

**Socket for the cabinet**



**9D Series - High Current Terminal Blocks**

- Single, pole splitter: Split of main power input into 4, 6, 10 or 11 outputs
- Multiple, pole splitters: Splitting with increased number of outputs
- Grouping: Combining several inputs to make a single output (eg. solar applications)
- Reversible snap-on cover
- Ready to use Marking Kit (L1, L2, L3, N, PE, +, -) supplied with every block
- Rail 35mm (EN 60715) mounting

80 A  
125 A  
175 A  
250 A  
400 A

**High current distribution terminal blocks for electrical panels**



## Features

## Rated current

## Function



### 78 Series - Switch mode power supplies

- Input nominal voltage: 110...240 V AC
- Rated power: 12, 36, 50, 60, 110, 120, 130, 240 W
- Operating range AC/DC: (88...265)V AC or (90...275)V DC
- Output nominal voltage: 12, 24 VDC
- Class A and Class B according EN 55022
- Input protection: replaceable fuse plus spare
- Overvoltage protection: varistor
- From 17.5 to 70 mm wide
- Thermal protection
- Feedback contact versions available

— DC Power supplies  
Output voltage 12 or 24 V DC

## Features

## Rated current

## Function

### 8A Series - OPTA - Programmable Logic Relays

- 8 digital or analog (0...10V) inputs
- 4 relay outputs - 10 A
- USB (type C port) port for programming, data logging and powering during configuration
- RJ45 port
- Three versions available:
  - Lite:** USB (type C port) port for programming, data logging and powering during configuration, RJ45 port
  - Plus:** USB (type C port) port for programming, data logging and powering during configuration, RJ45 port and RS485 terminals
  - Advanced:** USB (type C port) port for programming, data logging and powering during configuration, RJ45 port, RS485 terminals and WiFi/BLE integrated module
- Programmable USER button
- RESET button
- Programming language via Arduino IDE or via Arduino PLC-IDE for IEC 61131-3 languages (LD - SFC - FBD - ST - IL)
- 35 mm rail (EN 60715) mount
- **Expansion modules available**

**8A Programmable Logic Relays**



Features	Rated current	Function	Sockets
 <p><b>80 Series - Modular timers</b></p> <ul style="list-style-type: none"> <li>- Six time ranges from 0.1 s to 24 h</li> <li>- Nominal voltage (12...240)V AC/DC</li> <li>- Contact rated current: 6, 8 or 16 A</li> <li>- Solid state output (SSR): 1 A</li> <li>- 17.5 mm wide</li> </ul>	<p>1 A SSR* 6 A 8 A 16 A</p>	<p>Multi-function or Mono-function timers</p>	
 <p><b>81 Series - Modular timers</b></p> <ul style="list-style-type: none"> <li>- Six time ranges from 0.1 s to 10 h</li> <li>- Seven functions (4 with supply start and 3 with signal start with Reset function)</li> <li>- Nominal voltage (12...230)V AC/DC</li> <li>- Reset function</li> <li>- 17.5 mm wide</li> </ul>	<p>16 A</p>	<p>Multi-function and multi-voltage timers</p>	
 <p><b>83 Series - Modular timers</b></p> <ul style="list-style-type: none"> <li>- Eight time ranges from 0.05 s to 10 days</li> <li>- Nominal voltage (24...240)V AC/DC</li> <li>- Special version: 2 timed contacts or 1 timed + 1 instantaneous contact</li> <li>- External time setting potentiometer option pause function option</li> <li>- 22.5 mm wide</li> <li>- Version IECEx, Atex and HazLoc compliant available</li> </ul>	<p>8 A 12 A 16 A</p>	<p>Multi-function or Mono-function timers</p>	
 <p><b>84 Series - SMARTimer</b></p> <ul style="list-style-type: none"> <li>- Two supply version available: 12...24 V AC/DC and 110...240 V AC/DC (not polarized)</li> <li>- Two programming modes: "Smart" mode via smartphone with NFC communication or "Classic" mode via the joystick</li> <li>- Flexibility: possible to create new specific functions, mixing the 30 available functions on each channel</li> <li>- High precision and possibility of choice in time set-up: time units; 0.1 seconds, seconds, minutes, hours</li> <li>- Two Independent programmable channels</li> </ul>	<p>16 A</p>	<p>Multi-function SMARTimer</p>	
 <p><b>85 Series - Miniature plug-in timers</b></p> <ul style="list-style-type: none"> <li>- Seven time ranges from 0.05 s to 100 h</li> <li>- AC/DC supply non polarized</li> <li>- 2, 3 or 4 pole</li> </ul>	<p>7 A 10 A</p>	<p>Multi-function timers</p>	<p>94 Series</p> 
 <p><b>86 Series - Timer modules</b></p> <ul style="list-style-type: none"> <li>- Time ranges from 0.05 s to 100 h</li> <li>- Wide supply range in AC or DC coils</li> <li>- Plug-in for use with 90.02, 90.03, 92.03, 94.02, 94.03, 94.04, 94.54, 95.03, 95.05, 95.55, 96.02, 96.04, 97.01, 97.02, 97.51 and 97.52 sockets</li> <li>- Version Atex and HazLoc compliant available</li> </ul>	<p>—</p>	<p>Multi-function or Bi-function timers</p>	<p>9x Series</p> 
 <p><b>88 Series - Plug-in/Front of panel mount timers</b></p> <ul style="list-style-type: none"> <li>- 14 time ranges, 0.05 s...300 h</li> <li>- Nominal voltage (12...230)V AC/DC</li> <li>- Version available with 2 timed contacts or 1 instantaneous + 1 timed</li> </ul>	<p>8 A</p>	<p>Multi-function or Mono-function Timers • Front panel mount • Socket mount</p>	<p>90 Series</p> 
 <p><b>93 Series - Ultra-slim timed sockets for 34 series</b></p> <ul style="list-style-type: none"> <li>- 4 time ranges from 0.1 s to 6 h</li> <li>- 8 functions</li> <li>- 12 or 24 V AC/DC supply</li> <li>- EMR and SSR relays</li> <li>- Screw and push-in terminal</li> </ul>	<p>2 A 6 A</p>	<p>Multifunction timed interface module, 6.2 mm wide</p>	

\* SSR = Solid state output (1 NO)

**Features**

**Description**

**10 Series - Light dependent relay for pole or wall mounting**

- 1 or 2 output contacts
- Sensitivity adjustment from 1 to 80 lux
- Italian Patent "Light feedback compensation" innovative principle compatible with slow starting gas discharge lamps (up to 10 minutes)
- Electronic circuit - transformer isolated
- Protection category IP 54

**Relays for automatic control of lighting according to the ambient light level; Rated current from 12 A up to 16 A**

**11 Series - Modular Light dependent relay**

- AC or AC/DC supply
- 1 or 2 output contacts
- Separate light sensor IP 54
- Integrated digital light dependent relay with time switch function
- Italian Patent "Light feedback compensation" innovative principle compatible with slow starting gas discharge lamps (up to 10 minutes)
- Lux threshold adjustable

**Switching on and off of lights depending on the ambient light sensor by external; Rated current from 12 A up to 16 A**

**12 Series - Time switches**

- Electromechanical or electronic version
- 1 or 2 output contacts
- Programming with smartphone with NFC and Bluetooth communication
- Power reserve for data maintain
- Power back-up
- Automatic adjustment for daylight saving

**Daily time switches Weekly time switches Digital "astro" switches. Rated current 16 A**

**14 Series - Modular electronic staircase timers**

- AC supply
- 1 NO output contact
- "Zero crossing" load switching
- Mono-function or Multi-functions (with "Switch-off early warning")
- Suitable for 3 or 4 wire systems
- Reset version for centralised switch OFF (Type 14.11)
- Maintenance function

**Electronic staircase timers. Rated current 16 A**

**15 Series - Dimmers**

- Modular, wall box or switch box versions
- Trailing Edge or Leading Edge dimming methods
- Master and Slave version (up to 32 Slaves per Master, with a maximum of 3200 W LED)
- Suitable for incandescent and halogen lighting loads (with or without transformer or electronic supply)
- Thermal protection against overload

**Dimmers for control of lighting levels. Power max from 50 W up to 500 W**

**1L Series - LED recessed emergency light "LUMOS"**

- Activation in the event of a power failure
- Nominal voltage: 230 V AC (50/60)Hz
- Rechargeable battery
- Battery run time 2.5 hours
- Complies with CEI 64-8
- Width 22.5 mm; depth 45.5 mm
- Recessed mount within switch box

**Recessed emergency light**

## Features

## Description



### 18 Series - PIR movement detectors

- Wall mounting, surface mounting, recessed mounting
- External installations (IP 54/IP 55)
- High ceiling version
- Ambient light intervention threshold
- Light on time after last detection (versions up to 35 minutes)
- Version for installation in boxes e.g. 502-503

**Movement detectors.**  
**Rated current 10 A**

### 18 Series - PIR movement and presence detectors

- Ceiling mounting
- 1 NO output contact
- Bluetooth version, DALI and KNX
- Fast configuration with Finder Toolbox App (Bluetooth version)
- Ambient light intervention threshold
- Light on time after last detection (versions up to 35 minutes)
- Push-in terminals

**Movement and presence detectors.**  
**Rated current 10 A**



## Features

## Description



### 13 Series - Electronic step and bistable relays

- Modular and residential switch box versions
- NO or CO output contact
- Timing functions
- Call/Reset relay
- Set and Reset feature, for centralised ON or OFF command
- Monostable function
- Silent compared to electromechanical step relays

**Electronic step relays, Call & Reset relays, Electromechanical monostable relays.**  
**Rated current from 8 A up to 16 A**



### 20 Series - Modular step relays

- AC or DC coils
- 1 or 2 output contacts; NO, NC contact configurations
- Choice of 7 switching types
- 2, 3 or 4 step switching
- Test button with mechanical indicators
- 17.4 mm wide

**Step relays.**  
**Rated current 16 A**



### 26 Series - Step relays (electrically separate coil)

- AC coils
- 1 or 2 contacts (electrically separate coil and contact circuits)
- NO, NC, contacts configuration
- Panel mount or mounting within residential switch boxes
- Choice of 6 switching types
- Accessories for 12 V and 24 V DC control applications

**Step relays.**  
**Rated current 10 A**

### 27 Series - Step relay (electrically common coil and contacts)



- AC coils
- 1 or 2 contacts (electrically common coil and contact circuits)
- NO, NC, contacts configuration
- Panel mount or mounting within residential switch boxes
- Choice of 3 switching types
- 2, 3 or 4 step switching

**Step relays.**  
**Rated current 10 A**

## Features

## Description



### 22 Series - Modular monostable relays

- AC or DC coils
- Test button
- 1 or 2 output contacts; NO, NC contact configurations
- 17.5 mm wide

**Power interface.  
Rated current 20 A**



### 22 Series - Modular contactors

- 2 or 4 contacts NO, NC, contacts configuration
- AC/DC silent coil (with varistor protection)
- Reinforced insulation (Protective separation between coil and contacts)
- Mechanical and LED indicators as standard
- Auto-On-Off selector version available
- Mirror contacts version available
- Auxiliary contact module (022.xx)
- 17.5, 35 or 53.5 mm wide

**Power interface.  
Rated current from  
25 A up to 63 A**

## Features

## Rated current



### 1C Series - Smart thermostat BLISS2

- Remote management via the APP (Android or iOS) thanks to the Wi-Fi Gateway, 1Y.GU.005.1
- Touch keys
- Stunning design LED matrix display
- 3x batteries, type AAA (estimated electrical life of 1.5 years)
- Timed manual operation from 1 hour to 99 hours, or permanent mode

**5 A**



### 1C Series - BLISS WiFi - Chronothermostat

- Remote management via the APP (Android or iOS)
- Manual, or guided APP programming
- Touch keys
- Stunning design
- Supply 4 batteries 1.5 V AA

**5 A**



### 1C Series - Digital chronothermostats

- Touch screen
- Versatile in function and temperature levels
- Ultraslim
- Supply 2 x 1.5 V AAA

**5 A**



### 1T Series - BLISS T - Thermostat

- Backlit touch keys
- 2 selectable temperatures (day/night)
- Stunning design
- Supply 2 1.5 V AA batteries

**5 A**



### 1T Series - Digital thermostats

- Supply 2 x 1.5 V AAA (electronic)
- Ultraslim
- Simple and functional

**5 A**



### 1T Series - Mechanical thermostats

- System operating - indicator light
- Available normal, with ON/OFF selector and with season selector

**16 A**

## Features YESLY



### 13 Series - Multifunction relay Bluetooth

- Versions with 1 contact CO 16 A or 2 contacts NO 6 A - 230 V AC independent and programmable channels
- Many available functions: step relays, timing (1s - 24h), electric shutter, blind or curtain control
- Inputs for wired push-buttons
- Type 13.S2 - Single function relay (actuator) with Bluetooth suitable for electric roller blinds and shutters



### 15 Series - Electronic dimmers Bluetooth

- Available for 230 V AC or 12...24 V DC loads
- Functions with or without memory
- Dimming operating mode Trailing edge or Leading edge or PWM
- Suitable for dimmable LED lamps, LED strips, dimmable CFL lamps, halogen lamps, transformers or electronic power supplies



### Accessories - Wireless Push buttons, Gateway, Range extender

- Finder's BEYON is an innovative remote control for your YESLY comfort living system
- 2-Input YESLY interface unit 2 input channels (P1 and P2)
- Gateway for remote control or to manage your system through voice commands using The GOOGLE Assistant or AMAZON ALEXA
- Range extender with USB input, or for installation within a wall box (ie: 0 60 mm)

## Features KNX



### 15 Series - Phase cutting Dimmer

- 2 outputs 400W 230 V AC
- Scenario Management
- AUTO load detection function



### 18 Series - Movement detectors for corridors or presence

- Movement and presence detectors for corridors or offices applications
- Dynamic light regulation
- Logic gates
- Master/slave structures



### 19 Series - Switching actuator

- 6 contacts 16 A 250 V AC with AgSnO<sub>2</sub>
- Time functions (ON, OFF, Blink, Staircase)
- Scenario Management



### 78 Series - Switch mode power supplies

- Output 30 V DC 640 mA, KNX Bus
- Diagnostic LEDs
- 72 mm wide (4 modules)



### 1K Series - KNX interfaces

- Available with 2 or 4 inputs
- 8 advanced logic functions
- Compact size
- Status LED managing or LED indicating BUS status
- USB type-B connector



FINDER S.p.A. sole proprietorship  
Via Drubaglio. 14 – 10040  
ALMESE (TO) ITALY



PT. Utama Advance Indonesia  
(FINDER Indonesia Distributor)  
Yogyakarta & Bogor, Indonesia  
[uaindonesia.co.id](http://uaindonesia.co.id)  
WA: +62 8222 958 9368